

PLEASE send in those empty egg shells. They will be collected in Mrs. Henehan's room and the front office. They cost us nothing and the more we have, the more the school earns.

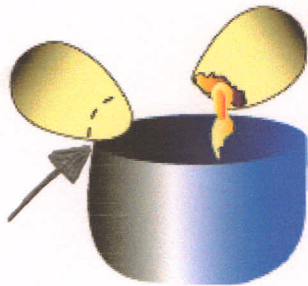
IT IS AS EASY AS 1, 2, 3 BELOW!!!!

WE ONLY HAVE A WEEK TO GO.

HOW TO MAKE CONFETTI EGGS




Start with a chicken egg (Exterior Allows Easy Cracking)




1. Tap end off egg.

2. Shake out the egg's inside. (Use in a recipe)



3. Wash out the inside of egg.

4. Dry upside-down.  (Once dry, consider coloring the exterior with a non-toxic pigment - marking-pens, food-color)

The following link is to view a video of how to empty eggs for our confetti eggs booth. Thank you for your help.

http://www.youtube.com/watch?v=stu9_Y1W3NQ